

PARKOUR NUMBERS 2018

International
Parkour
Survey

**Tomasz
Dąbrowski**

KS Movement
Polish Parkour and Freerun Federation

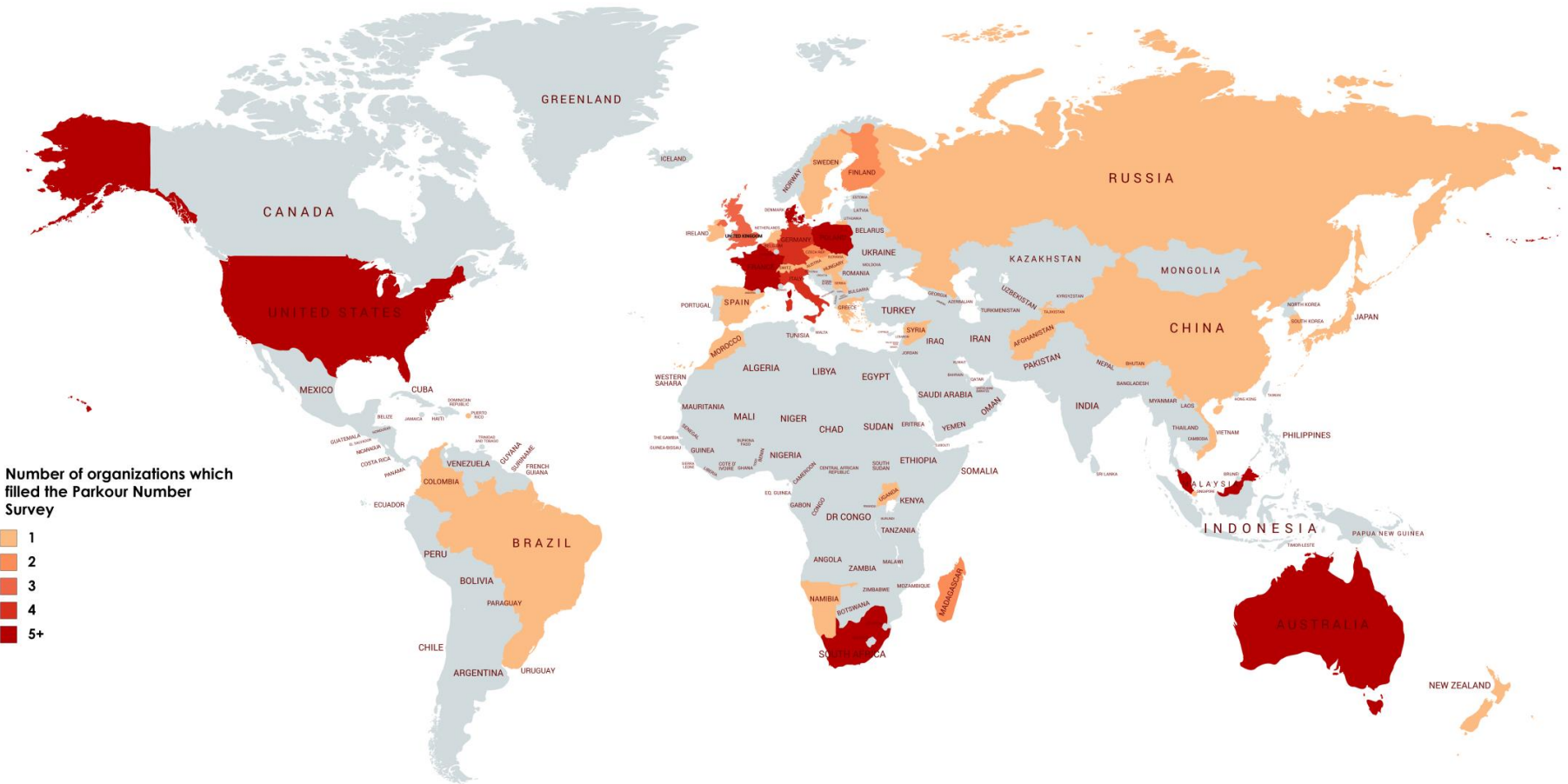
PREFACE

- The study may have some errors, inaccuracies etc.
- Why the data can be inaccurate?
 - Insufficient database: unrepresentative - to compare groups with each other, each country, each organization
 - Cultural differences - lack of trust
 - Errors when filling, misunderstanding questions
 - Politics and lack of trust when it comes to provide specific data

WHO WAS CONTACTED AND HOW

- Around 250 organizations around the World
- ~170 e-mails
- ~50 facebook/instagram messages
- ~20 parkour groups on facebook
- dozens of DMs on facebook

94 ORGANIZATIONS FROM 40 COUNTRIES



16 FEDERATIONS

8 Governing bodies

8 Not recognized by government




Afghanistan



New Zealand



Australia



Madagascar




Finland



Syria



Austria



Malaysia



Great Britain



Tajikistan



France



Poland



Morocco



Uganda



Ireland

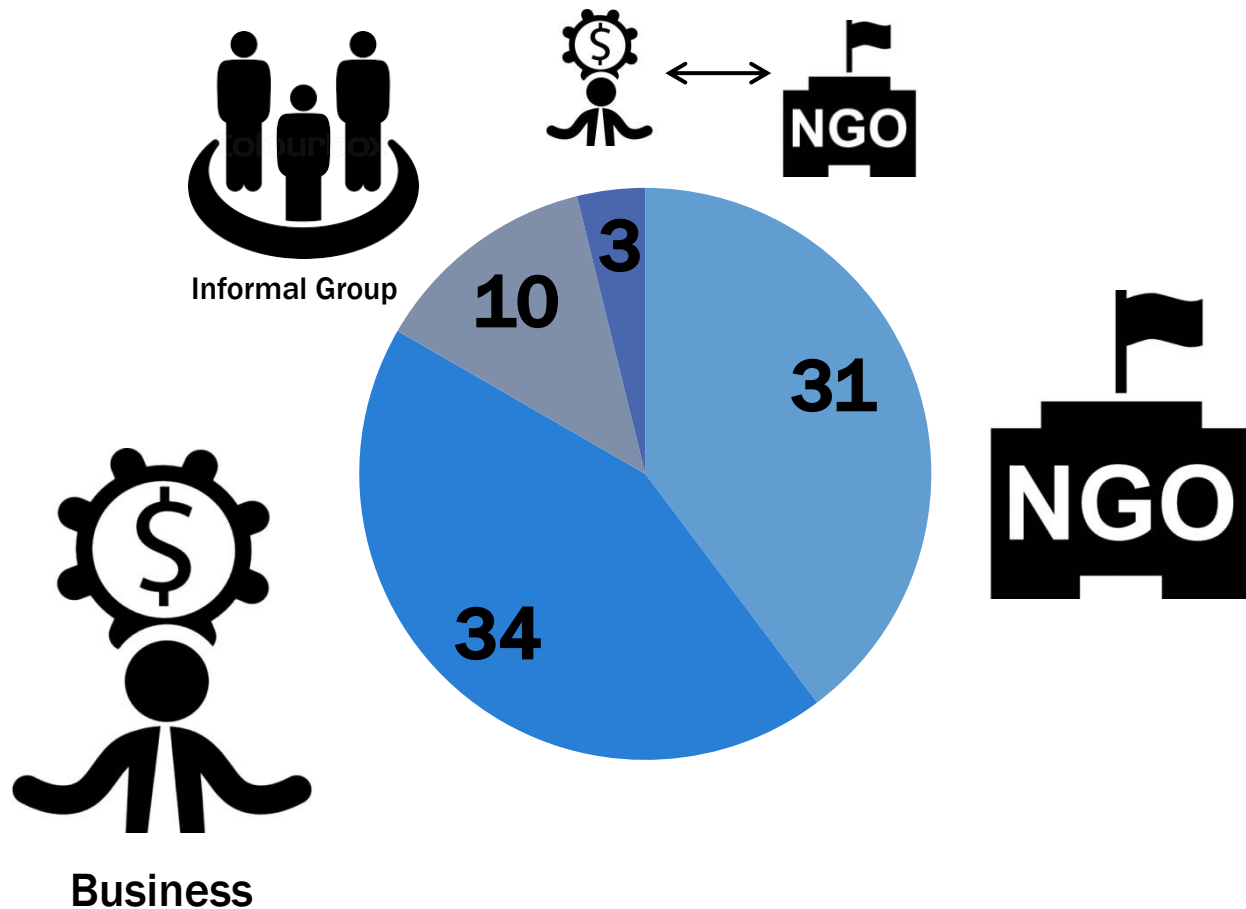


South Africa

78 ORGANIZATIONS FROM 33 COUNTRIES

Australia	France	Namibia	South Africa
Belgium	Germany	Netherlands	South Korea
Brazil	Greece	Poland	Spain
China	Hungary	Puerto Rico	Sweden
Colombia	Italy	Russia	Switzerland
Czech Rep.	Japan	Serbia	United Kingdom
Denmark	Madagascar	Singapore	Uruguay
Finland	Malaysia	Slovakia	USA
			Vietnam

78 ORGANIZATIONS BY STATUS



NON-PROFIT OR FOR-PROFIT?

Q: IS YOUR ORGANIZATION MAINLY PROFIT ORIENTATED OR NON-PROFIT?"



100%

0%



100%

0%



93%

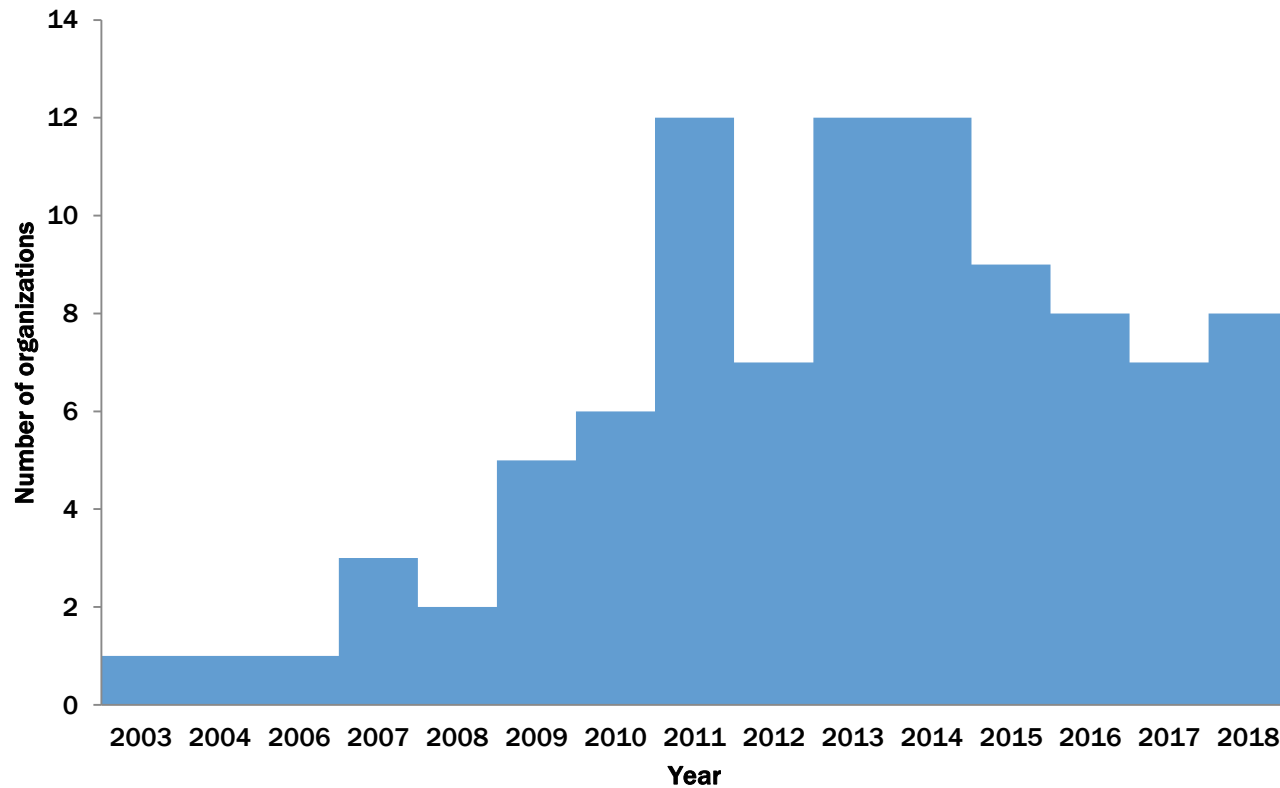
7%



25%

75%

YEAR OF FOUNDATION



The oldest organizations:

2003

Finland

2004

Serbia

2006

Australia

2007

Denmark

USA

DISCIPLINES

Q: WHAT ARE THE MAIN DISCIPLINES YOUR ORGANIZATION IS ENGAGED WITH?

Discipline	Number of organizations
Parkour	93
Freerunning	72
ADD	51
OCR	17
Tricking	15
Gymnastics/acrobatics	11
Movnat (natural movement)	5
Calisthenics	2
Aerial hoop	2
Martial arts	2
Strength	2
Mobility/flexibility	1
Poledance/dance	1
Acrobatic yoga	1
Defense	1
Urbex	1
Capoeira	1

DISCIPLINES BY STATUS

Q: WHAT ARE THE MAIN DISCIPLINES YOUR ORGANIZATION IS ENGAGED WITH?

Discipline	Business	NGO	National Federation	Informal group
Parkour	36	31	16	10
Freerunning	26	22	15	9
ADD	21	15	12	3
OCR	11	3	2	1
Tricking	5	5	3	2
Gymnastics/acrobatics	2	6	1	2
Movnat	3	2	0	0
Calisthenics	0	1	0	1
Aerial hoop	1	1	0	0
Martial arts	2	0	0	0
Strength	1	1	0	0
Mobility/flexibility	1	0	0	0
Poledance/dance	1	0	0	0
Acrobatic yoga	0	1	0	0
Defense	1	0	0	0
Urbex	1	0	0	0
Capoeira	1	0	0	0

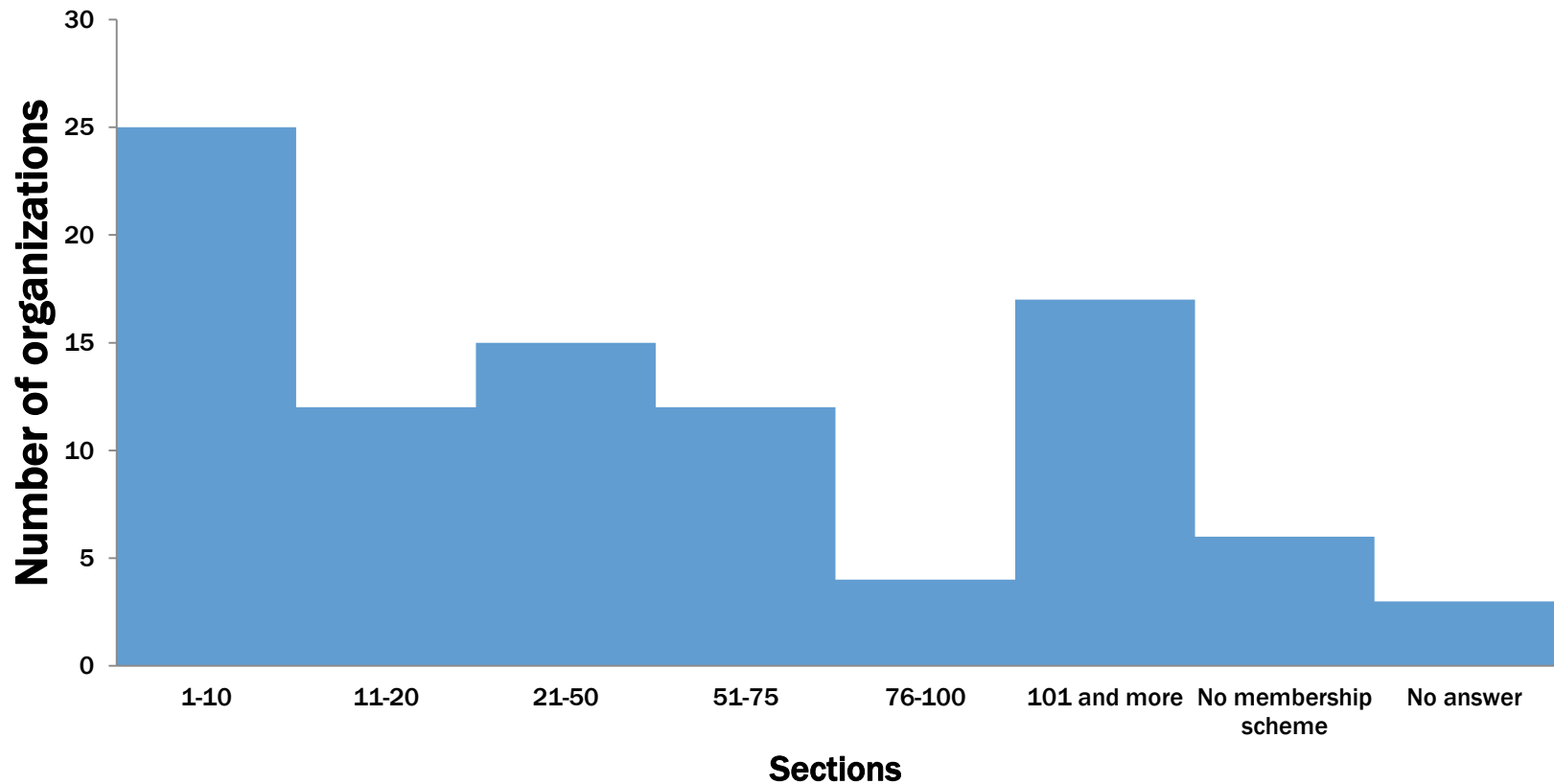
FIELDS OF ACTIVITY BY STATUS

Q:WHAT ARE THE MAIN FIELDS OF ACTIVITY OF YOUR ORGANISATION?

N=94	Business	Non-government organization/association	National Federation	Informal group
Organized outdoor classes (with trainer)	29	22	11	3
Organized indoor classes (with trainer)	27	24	8	2
Organizing Jams	22	20	10	7
Organized outdoor activities (without trainer)	12	21	7	5
Shows	14	12	6	1
Photo/video production	13	8	6	5
Commercial performances	14	8	6	2
Organized indoor activities (without trainer)	11	13	5	1
Research	7	7	11	0
Charity activity	5	12	6	1
Sales of clothes / gadgets	14	5	4	1
Awarding qualifications	7	5	12	0
Organizing Competitions	11	4	7	0
Representaton	5	8	7	1
Construction of indoor parkour equipment	10	6	4	0
Insurance	0	0	1	0
Lobbying	0	0	1	0
Work for refugees	0	0	1	0

NUMBER OF MEMBERS

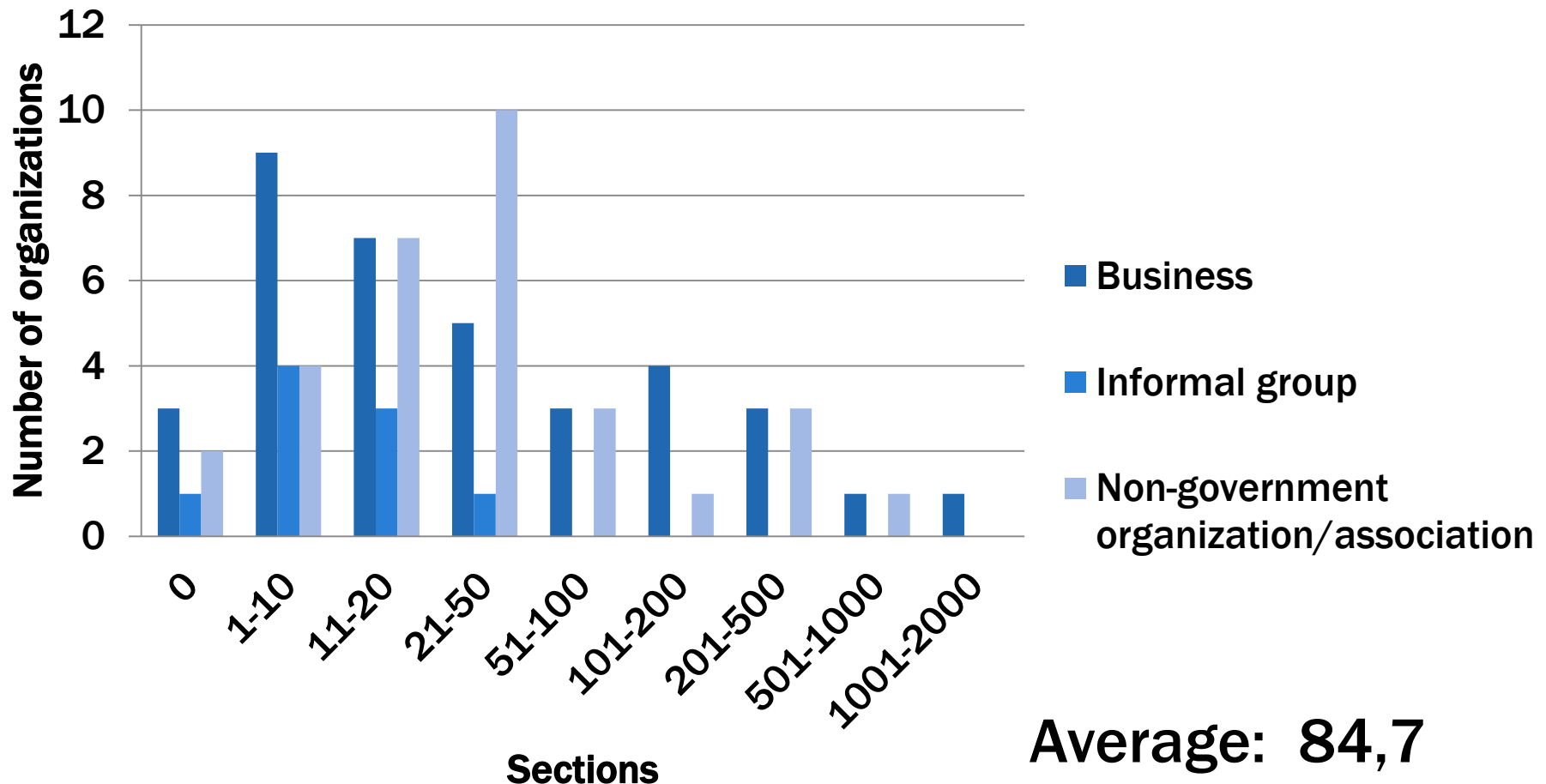
Q: MEMBERS ARE PEOPLE / ORGANIZATIONS THAT ARE ACTIVE PARTICIPANTS IN YOUR ORGANIZATION AND HAVE CERTAIN RESPONSIBILITIES. IF THIS AMOUNT IS DIFFICULT TO DETERMINE, SKIP THIS QUESTION.



Average: 27 members

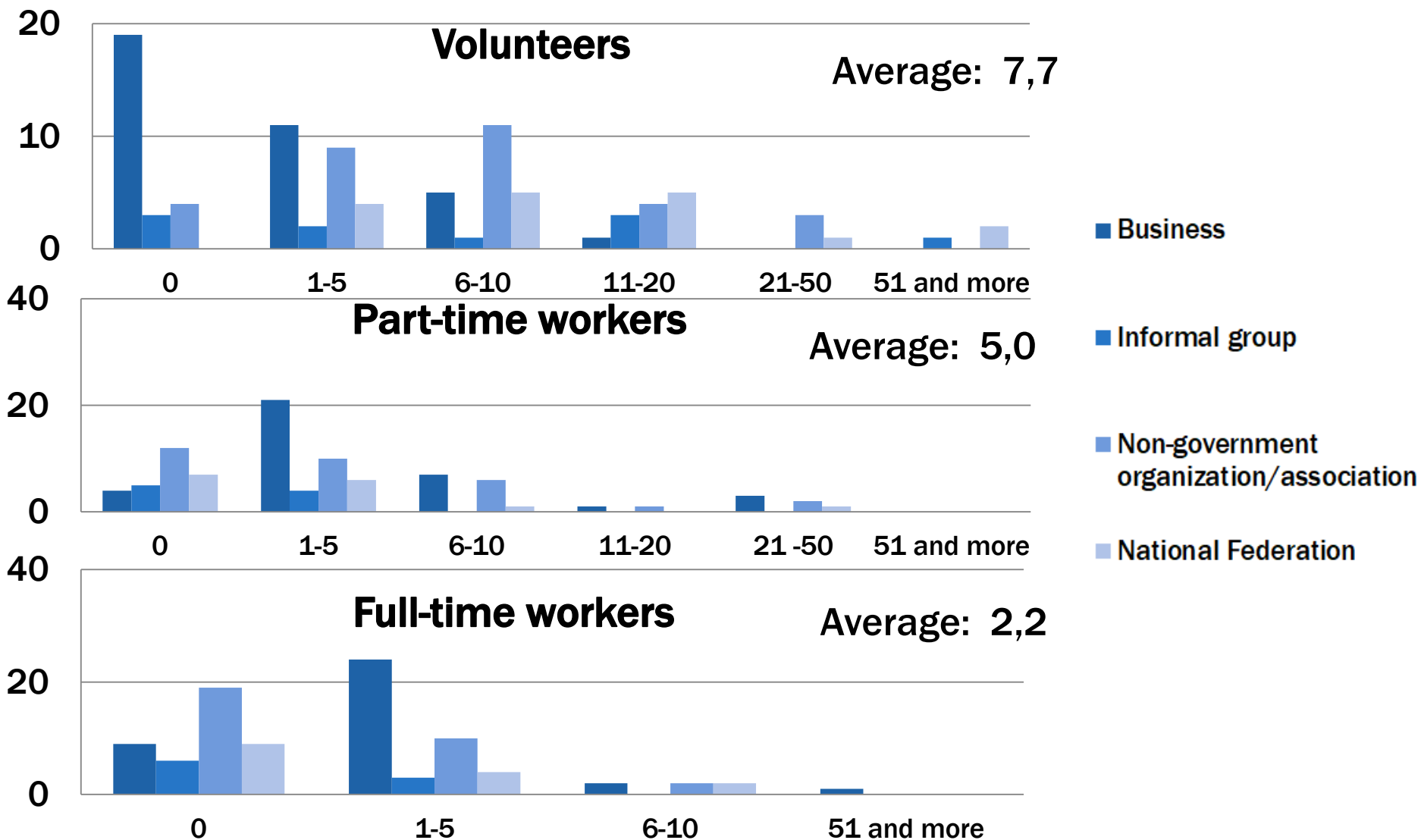
CLASS ATTENDANCE BY STATUS

Q: AVERAGE NUMBER OF PRACTITIONERS OF THE CLASSES IN YOUR ORGANIZATION, WHO PRACTICE AT LEAST ONCE A WEEK.



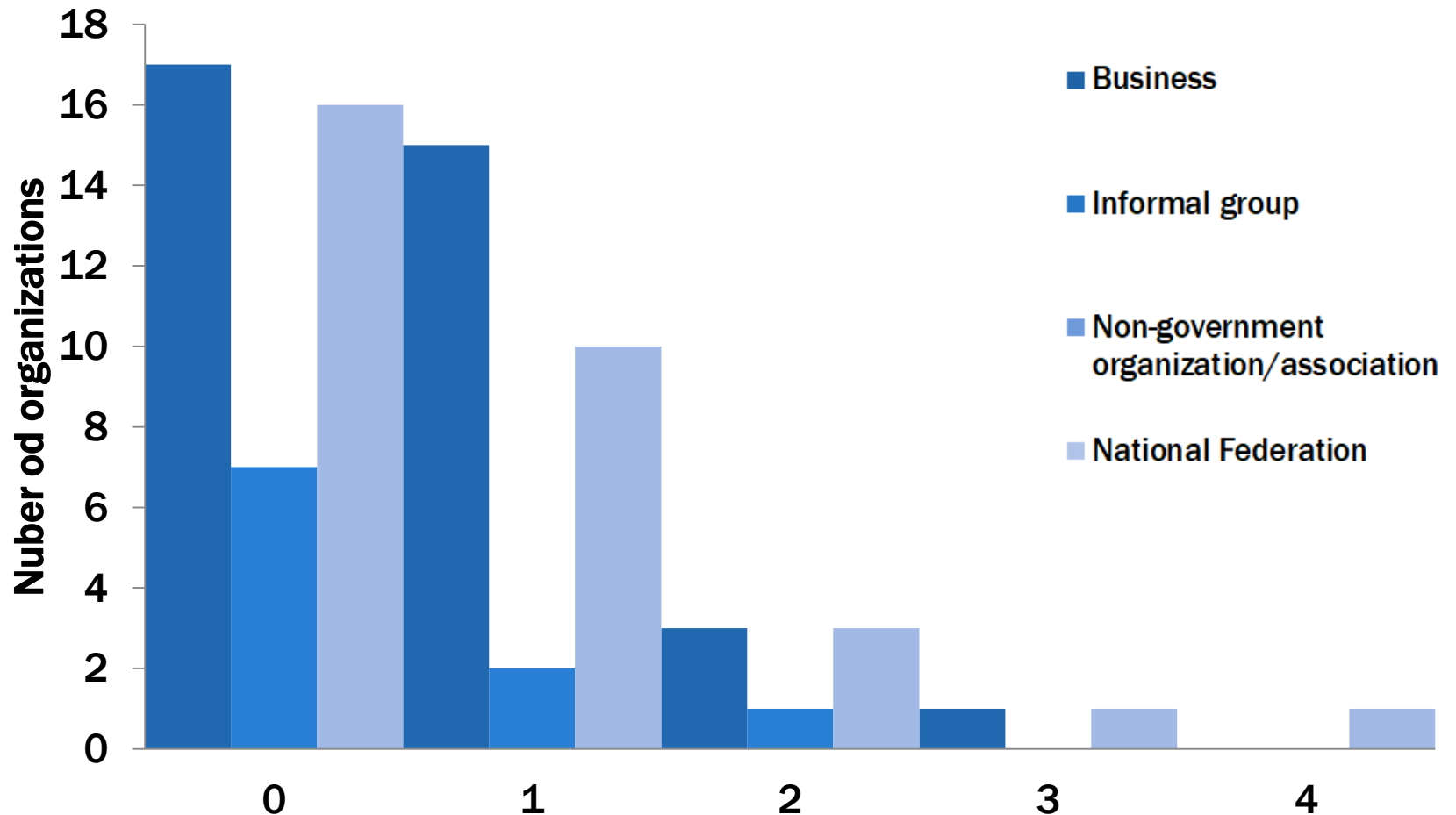
VOLUNTEERS/WORKERS/PART-TIME WORKERS

NUMBER OF PEOPLE IN 2018

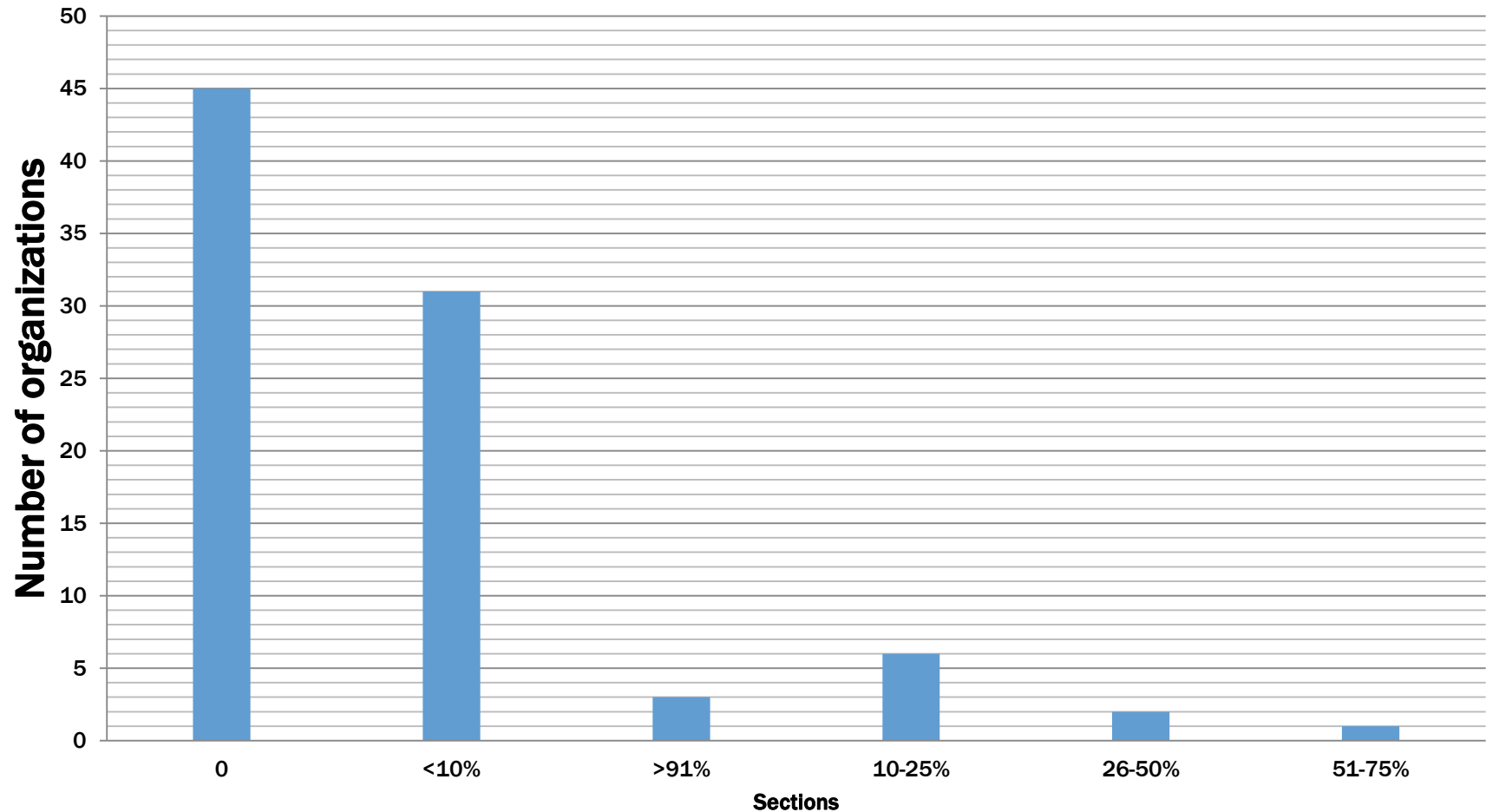


NUMBER OF MANAGED GYMS

Q:NUMBER OF MANAGED GYMS BY YOUR ORGANIZATION.IF YOU'RE NOT MANAGING ANY GYM AND YOU'RE NOT EVEN GOING TO, PICK "0".



HOW MANY **NON** PARKOUR/FREERUN/ADD ETC. PRACTICIONERS WERE MEMBERS OF YOUR ORGANISATION



YEARLY REVENUE/TURNOVER

Q:ESTIMATED (IN US DOLLARS) YEARLY REVENUE/TURNOVER- THE ANNUAL INCOME

How much 66 organizations earned? 1 800 000 \$

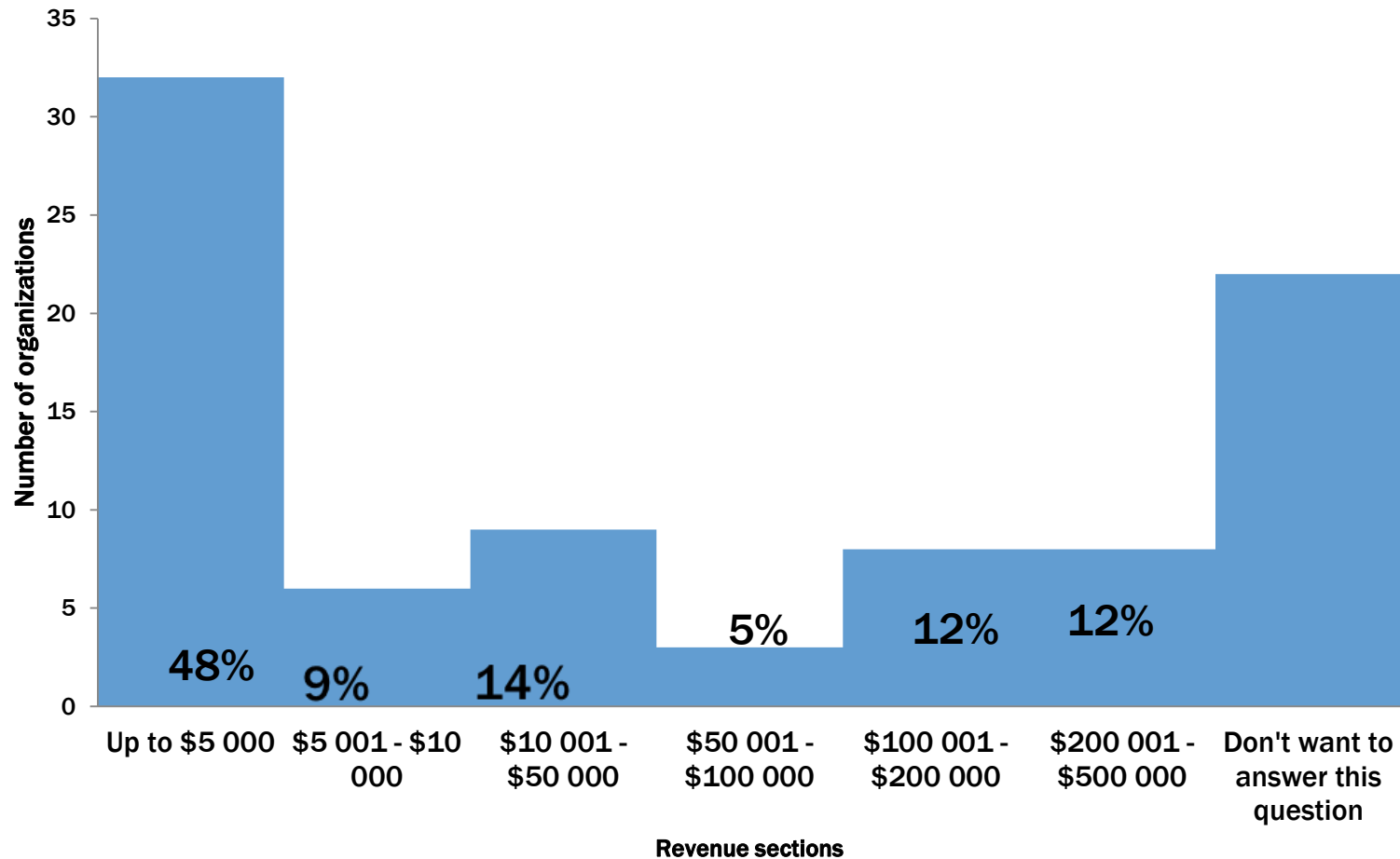
Average 27 575 \$

Median 10 000 \$

Dominant 0 - 5 000 \$

YEARLY REVENUE/TURNOVER

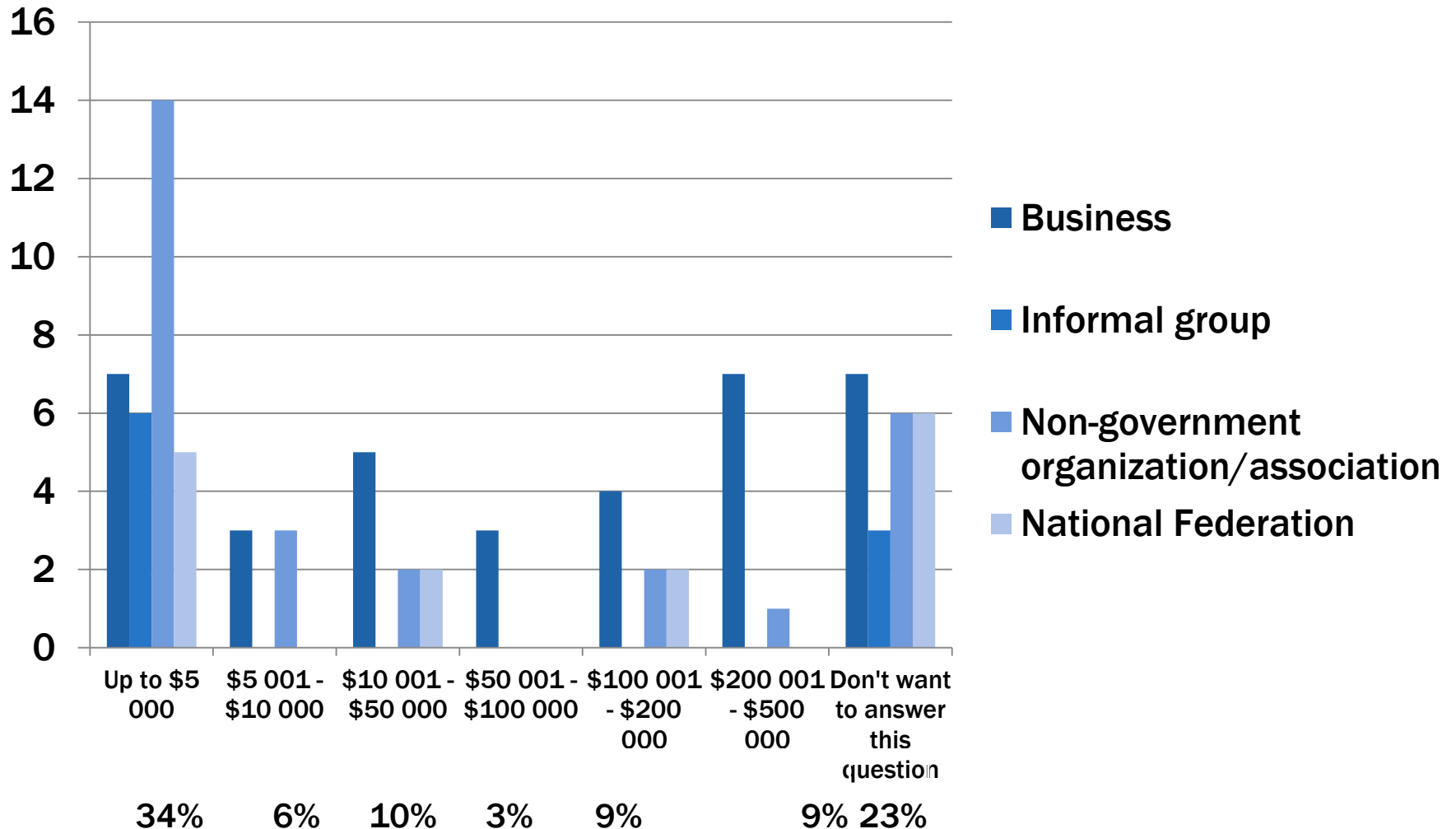
Q: ESTIMATED (IN US DOLLARS) YEARLY REVENUE/TURNOVER- THE ANNUAL INCOME



YEARLY REVENUE/TURNOVER

Q: ESTIMATED (IN US DOLLARS) YEARLY REVENUE/TURNOVER- THE ANNUAL INCOME

BY STATUS



SOURCES OF FUNDING

1- NONE 2- IN SMALL EXTENT 3- RESTRAINEDLY 4- SIGNIFICANT 5 LARGELY

Classes	3,34
Membership fees	2,36
Events	2,01
Others	1,85
Shows	1,80
Non-government funding	1,68
Sales of clothes/gadgets	1,52
Awarding qualifications	1,46
Government Funding	1,36
Construction of parkour equipment	1,31
Sponsors	1,24

SOURCES OF FUNDING BY STATUS

1- NONE 2- IN SMALL EXTENT 3- RESTRAINEDLY 4- SIGNIFICANT 5 LARGELY

	Business	Non-government organization/association	Informal group	National Federation
Classes	3,97	3,68	2,44	1,81
Membership fees	1,85	2,93	1,78	2,69
Events	2,09	2,19	1,22	2,00
Others	1,94	1,86	1,44	1,86
Shows	1,89	1,96	1,33	1,56
Non-government funding	1,57	1,52	2,00	2,00
Sales of clothes/gadgets	1,94	1,32	1,11	1,19
Awarding qualifications	1,40	1,26	1,33	2,00
Government Funding	1,09	1,69	1,00	1,56
Construction of parkour equipment	1,40	1,18	1,63	1,19
Sponsors	1,26	1,18	1,22	1,31

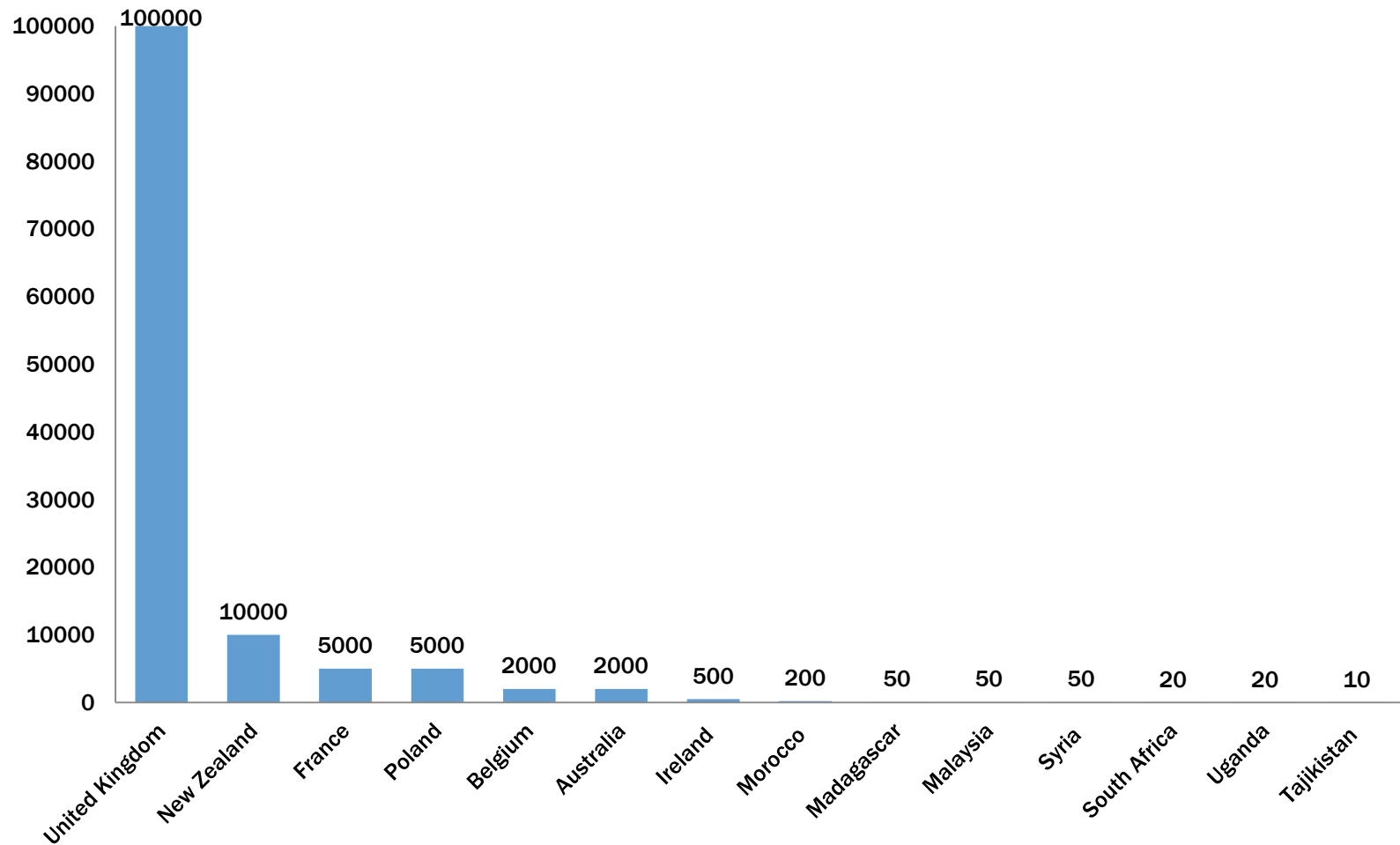
PROBLEMS

Q: ARE THE FOLLOWING DIFFICULTIES OF RELEVANCE TO YOUR ORGANISATION?

48	Difficulties in obtaining financial resources for the entity's activities (including administrative costs)
43	Difficulties in finding employees (eg lack of volunteers, lack of people with appropriate education or skills)
29	Problems occurring within the organization (eg "burnout" of leaders, conflicts, tensions)
27	Legal regulations / restrictions
23	Insufficient social support (lack of social interest in the organization's activities)
22	Untransparent public administration (High level of bureaucracy, lack of access to information, lack of confidence and understanding of the specific nature of NGO)
19	Difficulties arising from contacts / cooperation with other organizations (eg competition, conflicts in the environment)
18	Inadequate number of people willing to social work
16	No problems
13	Difficulties in dealing with the media (eg, access to the media, lack of interest from the media, unfavorable image of non-governmental organizations in the media)
3	General opinion about parkour: too dangerous/too childish
3	Attempt by FIG to encroach, misappropriate and usurp Parkour/Freerunning/ADD as a discipline of Gymnastics
2	Turning it into a sustainable business to support full time employees is the biggest challenge
2	Parkour brand for a small segment of the actual community thus the outcome is at small numbers
1	Insuring parkour coaches
1	Not asking us when they build a parkour park makes it unusable for the sport.
1	We have too much money sometimes

PEOPLE TRAINING IN EACH COUNTRY

(ANSWERED BY FEDERATIONS)



PARKOUR DEVELOPMENT IN YOUR COUNTRY (OPINION)

Finland	5,00
Netherlands	5,00
Switzerland	5,00
United Kingdom	4,33
Denmark	4,00
Slovakia	4,00
Syria	4,00
France	3,83
USA	3,67
Czech Republic	3,50
Belgium	3,33
Poland	3,29
Malaysia	3,20
Australia	3,17
Austria	3,00
China	3,00
Germany	3,00
Greece	3,00
Hungary	3,00
Ireland	3,00

Italy	3,00
Morocco	3,00
New Zealand	3,00
Puerto Rico	3,00
Russia	3,00
Serbia	3,00
Singapore	3,00
Spain	3,00
Sweden	3,00
Uganda	3,00
Uruguay	3,00
Việt Nam	3,00
South Africa	2,83
Brazil	2,00
Colombia	2,00
Japan	2,00
Madagascar	2,00
South korea	2,00
Tajikistan	2,00
Namibia	1,00

NUMBER OF PARKOUR PARKS

(BASED ON ESTIMATIONS)

Netherlands	~100
Denmark	~70
Germany	~45
Finland	~35
United Kingdom	~30
Poland	~27
Australia	~20
USA	~17
Austria	~15
Czech Republic	~15
Spain	~15
Sweden	~15
France	~13
Japan	~7
Switzerland	~7
Belgium	<5
Brazil	<5
China	<5
Colombia	<5
Hungary	<5

Ireland	<5
Italy	<5
Russia	<5
Slovakia	<5
Syria	<5
Tajikistan	<5
Việt Nam	<5
Malaysia	<5
South Africa	<5
Madagascar	<5
Greece	0
Morocco	0
Namibia	0
New Zealand	0
Puerto Rico	0
Serbia	0
Singapore	0
South korea	0
Uganda	0
Uruguay	0

WHERE SHOULD PARKOUR GO?

(OPINION)

	1	2	3	4	5	Average
Accessibility for everyone	2	0	10	16	58	4,49
Coaching programs for trainers	4	7	15	26	36	3,94
Parkour parks	3	14	15	26	32	3,78
Coaching programs of management and funding	9	8	19	30	20	3,51
Parkour Jams	6	10	28	22	21	3,48
Parkour Gyms	7	18	27	16	21	3,29
Competitions	36	16	20	7	6	2,19

COMPETITIONS (OPINION)

Q:WHAT IS YOUR ORGANIZATIONS APPROACH TO THE PARKOUR/FREERUNNING COMPETITIONS? THIS IS A QUESTION FOR OPINION. IF IT IS DIFFICULT TO FORMULATE AN OPINION REPRESENTED BY YOUR ORGANIZATION, SKIP THIS QUESTION

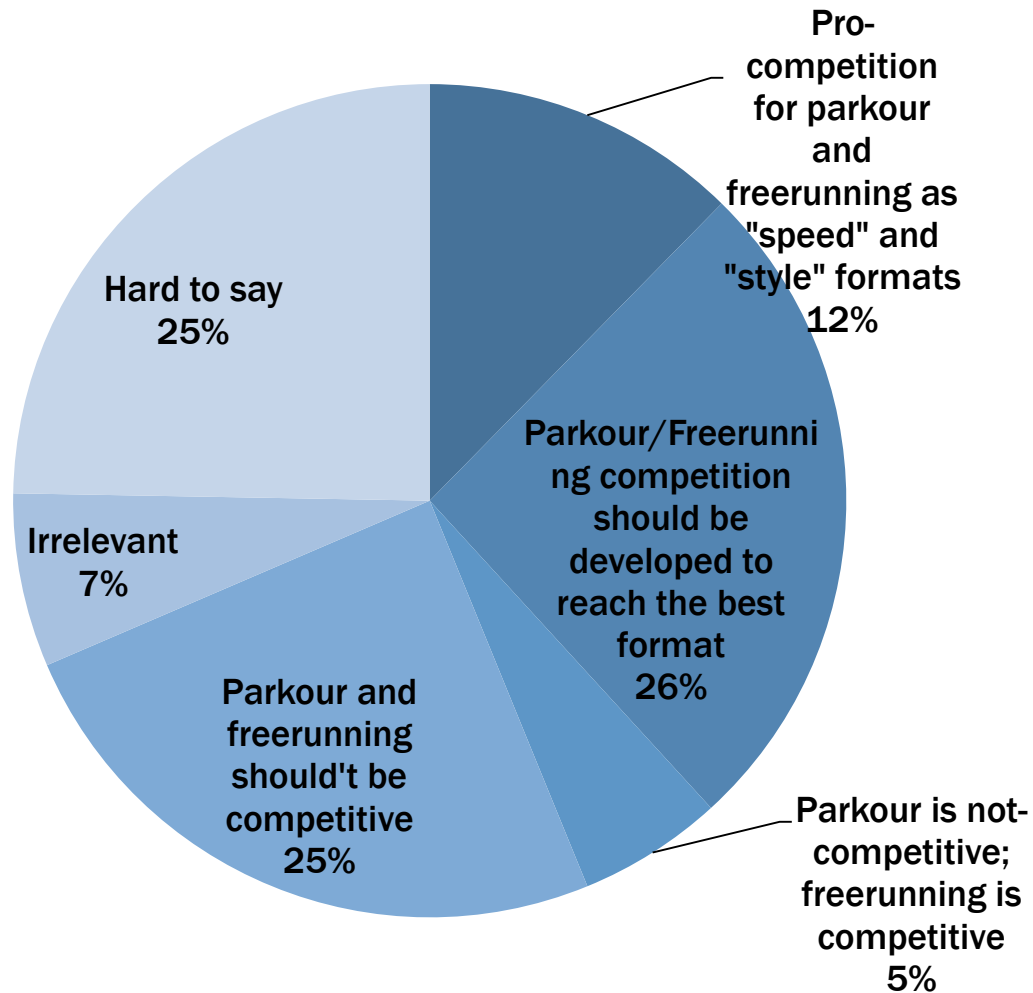
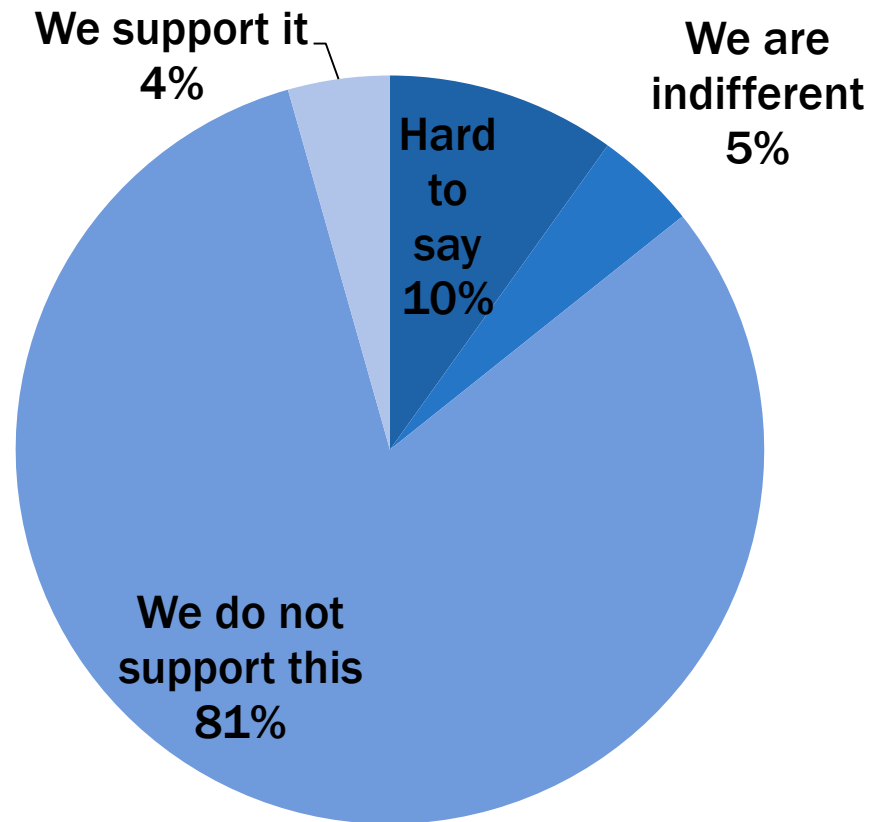


FIG – FOR OR AGAINST?

WHAT IS YOUR ORGANIZATIONS APPROACH TO THE INTERNATIONAL GYMNASTICS FEDERATION (FIG) ABSORBING PARKOUR? THIS IS A QUESTION FOR OPINION. IF IT IS DIFFICULT TO FORMULATE AN OPINION REPRESENTED BY YOUR ORGANIZATION, OMIT THIS QUESTION



QUESTIONS FOR DISCUSSION

- Any specific topics, questions for the next survey? (probably end of 2019)
 - Gathering data – some tips?
 - Cooperation to get better data?
 - What to improve next time?
-
- Fell free to contact: tomasz.dabrowski@o2.pl

CONTACT, ABOUT AUTHOR

- Tomasz Dąbrowski, Poland
- tomasz.dabrowski@o2.pl
- IG: @borowat
- FB: borow.movement
- Co-founder of:
 - [KS Movement](#) -International Parkour Festival, workshops, shows etc.
 - Movement Arena – 2 parkour gyms in Gdańsk and Suwałki (Poland)
 - [Polish Parkour and Freerun Federation](#)
 - [Pod Trzepakiem](#) – outdoor parkour equipment